



ST. JOSEPH'S CARE GROUP

Escape Room for Client Safety Week

INTRODUCTION

Escape Rooms use an entertainment approach for learning as teams engage in critical thinking to solve puzzles and find clues in pre-arranged scenarios to escape a room (Hermanns, 2018), . Escape rooms have drawn the attention of educators due to their ability to foster teamwork, leadership, creative thinking, and communication in a way that is engaging for the user (Lopez-Pernas, 2019).

The Collaborative Practice team conducted research from other organizations that used escape rooms as education tools in their organizations; including West Chester University Department of Nursing and SunnyBrook Health Sciences Centre (presented at the 2019 National IPAC Conference).

Collaborative Practice celebrated Client Safety Week (Canadian Patient Safety Week) in 2019 with an escape room scenario game at St. Joseph's Hospital to help engage staff in different aspects of client safety including infection prevention and control. 31 staff (front-line to leadership team) participated and stated they found it to be a fun and interesting way to promote client safety. Staff stated they would be willing to attend other education sessions like this.

COMMUNICATION

Client Safety Week Escape Room

An escape room is a live-action team-based game where players cooperatively discover clues, solve puzzles, and accomplish tasks in order to progress and accomplish a specific goal in a limited amount of time.

The Client Safety Week Escape Room is an escape room set up to look like an inpatient bed space. The game is intended to be a fun team-building experience for all staff to participate to help improve client safety awareness and build on our client-centred care culture.

SJCG Staff!! Create teams of 2 to 4 people to participate in the escape room! Sign up for a site and time using Eventbrite. Sign up quick as there are limited spots available!


Once you have signed up, show up at your assigned time to get instructions and start your escape!

The team with the shortest time wins!! All staff are welcome to participate!!

ROOM LOGISTICS



Conference room used to mark escape room “area” which included four (4) stations/ scenarios. Scenario stations were posted by signs on the walls and three (3) envelopes with potential answers were placed on the tables.



Two tables on the right (at the end) were used as the “escape route”; they were chained together with the lock. Once the teams opened the lock the time stopped once they all passed through the tables and passed the line.



Powerpoint and projector utilized as background presentation including client safety and infection prevention and control information to run while staff move through escape room. Client Safety Week newsletters were also created and available for staff to take.



“We Escaped” photo area set up for teams to have their picture taken, with permission, upon completion of the escape room.

In addition, refreshments were provided.

RULES

The following was read out to each participating team prior to entering the escape room:

An escape room is a live-action team-based game where players cooperatively discover clues, solve puzzles, and accomplish tasks in order to progress and accomplish a specific goal in a limited amount of time.

The Client Safety Week Escape Room is an escape room set up to look like an inpatient bed space. The game is intended to be a fun team-building experience for all staff to participate to help improve client safety awareness and build on our client-centre care culture.

There are four (4) scenarios in our escape room; each one must be solved in sequence in order to move on to the next scenario and eventually escape!

You will have 15 minutes to complete the escape room. The team with the shortest time will win!

Three (3) clues are available (one (1) for each of only the first 3 (3) scenarios), if you require a clue you will lose 30 seconds off your time.

If you pick the wrong envelop you will have to try again PLUS you will lose 1 minute off your time.

When you are ready, move into the escape area and your time will start!

Good luck!

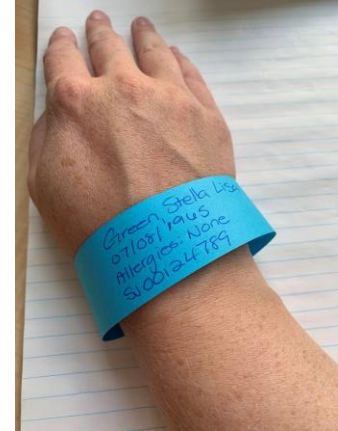
SCENARIOS

Scenario 1: Provided to Team at the start

Client identifiers is a term used by health care professionals when talking about how clients are identified prior to administering medication or a procedure.

Using Manny, our mannequin, find the place where two (2) client identifiers can be found and use the information you see there to pick the correct envelope.

Note: picture is not to be included in scenario information But you can use the information on the band to create the band for Manny.



Scenario 2: found in the correct answer envelope from Scenario 1

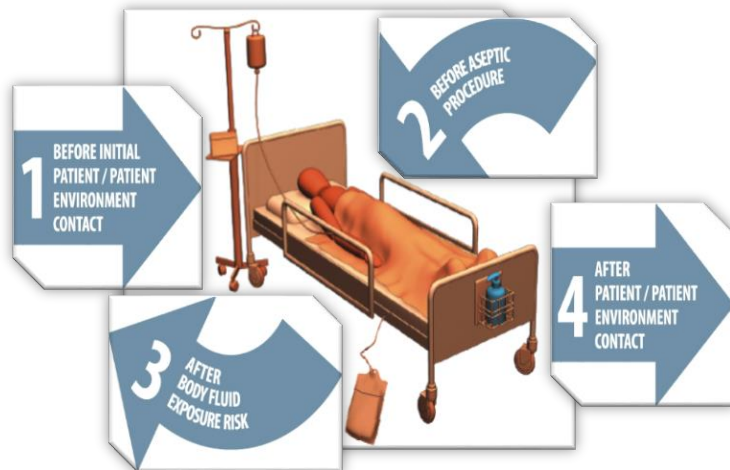
There are many safety hazards in the health care setting that, if not caught, can unintentionally cause or lead to harm for your clients.

Using Manny, and the space around him, find the safety hazards. Count how many you see and that will correspond to the correct envelop.

Scenario 3: found in the correct answer envelope from Scenario 2

Hand hygiene opportunities are times when hand hygiene is indicated to be performed to stop the spread of transmission of infection. These opportunities are based on the 4 moments of hand hygiene. Using the information below, determine how many hand hygiene opportunities would be required during the interactions in the scenario.

The nurse enters the room and notices the client's urine bag is full. The nurse empties the urine bag, adjusts the client's pillow, and exits the room.



How many hand hygiene opportunities do you see? Pick the envelope that corresponds with the correct number of opportunities.

Note: Picture can be in envelop OR on wall, whichever you think will work best

Scenario 4: found in the correct answer envelope from Scenario 3

To complete this scenario and escape you must determine the correct order of removing personal protective equipment (PPE). The pictures of each step correspond with a number. The order of the corresponding number will open the lock and let you escape.



Worksheet

Each team was provided with a worksheet they could use during their time in the escape room!

| |
|------------|
| Scenario 1 |
| Scenario 2 |
| Scenario 3 |
| Scenario 4 |

ANSWER KEY

Scenario 1 answer:

The two (2) client identifiers can be found on the client wrist band. The last name and the date of birth (D/M/YY) will lead them to the right envelope.

- Envelope 1: Blue 1965
- Envelope 2: Yellow 0708
- **Envelope 3: Green 7865**

Clue: The colour you see may not be the colour you use.

Scenario 2 answer:

There are 5 hazards: cords on the floor by Manny's feet, syringe on the table, bedpan on the floor, sheet on the floor by Manny's feet, red top wipes on the table.

- Envelope 1: 4
- **Envelope 2: 5**
- Envelope 3: 6

Clue: What is on the floor? What is on the table?

Scenario 3 answer:

There are 3 hand hygiene opportunities:

Number 1: The nurse enters the room, – **before contact with client and/or environment**

Number 2: The nurse empties the urine bag, - **after body fluid exposure risk**

Number 3: Adjusts the client's pillow, and exits the room. – **after contact with client and/or environment**

- **Envelope 1: 3**
- Envelope 2: 4
- Envelope 3: 5

Clue: Not all areas in the client environment have the same germs on them!

Scenario 4 answer:

PPE is to be removed in the following sequence: gloves, gown, hand hygiene (1st time), mask and face shield, hand hygiene (2nd time)

Lock will unlock with: 35142

NOTE: Envelopes with the wrong answers will include a piece of paper that says "TRY AGAIN"

COMMUNICATION WRAP-UP

Client Safety Escape Room Wrap-Up

Thank you to all staff who helped celebrate Client Safety Week by participating in the Client Safety Escape Room! We had 14 teams join us from different areas of the organization and everyone ESCAPED! We had lots of fun and we hope you all did to! It was great to see such an enthusiastic focus on SJCG's care, compassion and commitment to a culture of safety!

Congratulations to team **Charlie's Angels** (Department and Names) who won with a time of **5:07!!**

An honourable mention to our 4 runners up:

*Second place 6:04: **Red Rockets*** (Department and Names)

*Third place 6:25: **Safety Joes*** (Department and Names)

*Fourth place 7:16: **The Pineapples*** (Department and Names)

*Fifth place 8:29: **The DNRs*** (Department and Names)

Keep an eye out for more escape rooms in the future!

Client Safety and Infection Prevention and Control

SURVEY

Client Safety Escape Room Evaluation – Client Safety Week October 29th and 31st, 2019

General Information (optional): Site: _____
Department: _____

1. What is your general opinion about the Client Safety Escape Room experience?

| | | | | |
|------|------|---------|------|-----------|
| 1 | 2 | 3 | 4 | 5 |
| Poor | Fair | Average | Good | Excellent |

2. Please state your level of agreement with the following statements:

a. I was excited to participate in an escape room

| | | | | |
|-------------------|----------|---------|-------|----------------|
| 1 | 2 | 3 | 4 | 5 |
| Strongly Disagree | Disagree | Neutral | Agree | Strongly Agree |

b. The escape room was fun for me

| | | | | |
|-------------------|----------|---------|-------|----------------|
| 1 | 2 | 3 | 4 | 5 |
| Strongly Disagree | Disagree | Neutral | Agree | Strongly Agree |

c. The escape room was too difficult

| | | | | |
|-------------------|----------|---------|-------|----------------|
| 1 | 2 | 3 | 4 | 5 |
| Strongly Disagree | Disagree | Neutral | Agree | Strongly Agree |

d. The escape room was well organized

| | | | | |
|-------------------|----------|---------|-------|----------------|
| 1 | 2 | 3 | 4 | 5 |
| Strongly Disagree | Disagree | Neutral | Agree | Strongly Agree |

e. This was a fun and interesting way to promote client safety

| | | | | |
|-------------------|----------|---------|-------|----------------|
| 1 | 2 | 3 | 4 | 5 |
| Strongly Disagree | Disagree | Neutral | Agree | Strongly Agree |

f. I found the escape room closely represented my learning style

| | | | | |
|-------------------|----------|---------|-------|----------------|
| 1 | 2 | 3 | 4 | 5 |
| Strongly Disagree | Disagree | Neutral | Agree | Strongly Agree |

g. The escape room will allow me to improve my quality of client safety care

| | | | | |
|-------------------|----------|---------|-------|----------------|
| 1 | 2 | 3 | 4 | 5 |
| Strongly Disagree | Disagree | Neutral | Agree | Strongly Agree |

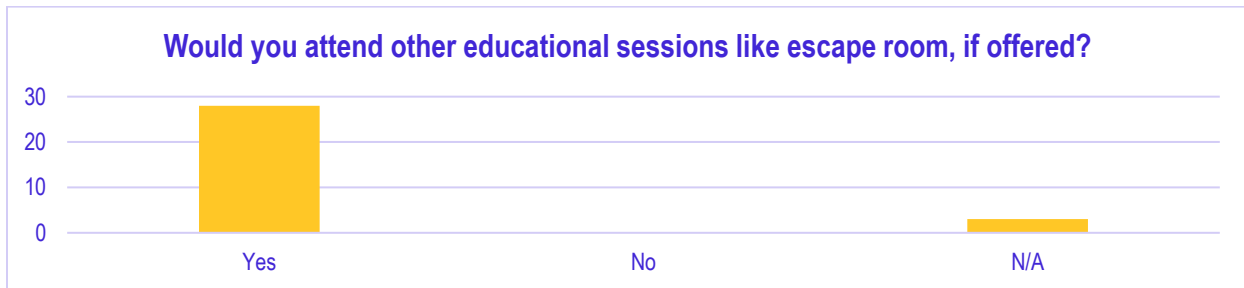
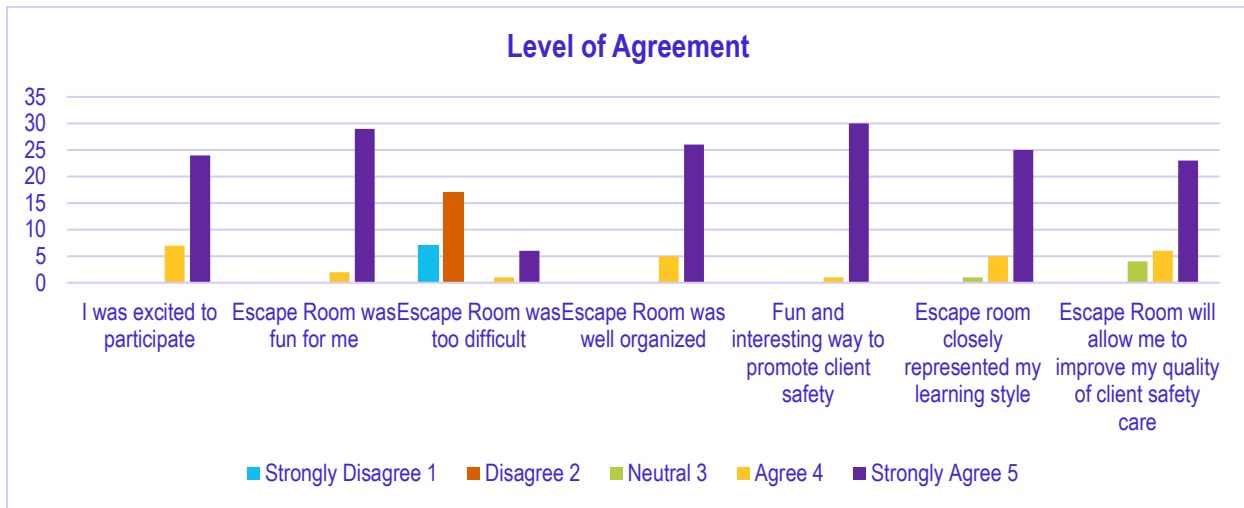
3. Would you attend other promotional education sessions like this escape room, if offered?

Yes No

If yes, which topics do you think would be important to be covered?

4. Comments

SURVEY RESULTS



Some Comments..

Fun and engaging Wonderful Great Work So Fun
 Looking forward to another one Great Learning Experience
 Very Well Organized Learned and had fun doing it

Other Topics to Cover..

Closed Loop Communication Falls Scenarios Emergency Planning Ethics
 Anything to make work fun

REFERENCES

Hermanns, M., Deal, B., Campbell, A., Hillhouse, S., Opella, B, Faigle, C., & Campbell, R. (2018). *Using an "Escape Room" toolbox approach to enhance pharmacology education*. *Journal of Nursing Education*, 8(4) 89-95.

Lopez-Pernas, S., Gordillo, A., Barra, E., Quemada, J. (2019). *Examining the Use of an Educational Escape Room for Teaching Programming in a Higher Education Setting*.